

Scaled data based on original data using
LM-79-08 Approved Method: Electrical and Photometric Measurements of Solid-
State Lighting Products

Test Report Prepared for
Cooper Lighting Solutions
(formerly Eaton)

Brand: McGRAW-EDISON

Report Number: P270152

Luminaire Tested: **GWC-AF-01-LED-E1-RW-7027-1200**

Issue Date: 3/3/2020

Test Information

Test Method: LM-79-08
Report Number: P270152
TEST IS SCALED FROM IESNA LM-79-08 TEST DATA (P24166)
Test Lab: INNOVATION CENTER P2
Issue Date: 3/3/2020
Manufacturer: COOPER LIGHTING SOLUTIONS (FORMERLY EATON)
Product Line: MCGRAW-EDISON
Catalog Number: GWC-AF-01-LED-E1-RW-7027-1200
Description: GALLEON WALL LUMINAIRE
(1) 70 CRI, 2700K, 1200mA LIGHTSQUARE WITH 16 LEDS EACH AND RECTANGULAR WIDE OPTICS
Light Source: -
Ballast/Driver: ELECTRONIC DRIVER

Summary

Lumens per Lamp: N/A
Luminaire Lumens: 6194.1 lumens
Efficiency: N/A
Efficacy: 92.4 lumens/watt
Luminous Opening: Rectangular (W 0.5' x L: 0.5' x H: 0')
IES Classification: Type II - Medium - Full Cutoff
BUG Rating: B3 - U0 - G3

Input Watts (W): 67
Input Voltage (V): NR
Input Current (Ain): NR
Voltage Rise (V): NR
Power Factor: NR
Total Harmonic Distortion (THDi): NR
Frequency (hertz): 60
Stabilization Time: NR
Operation Time: NR
Ambient Temperature (°C): NR
Test Distance: 25 FT

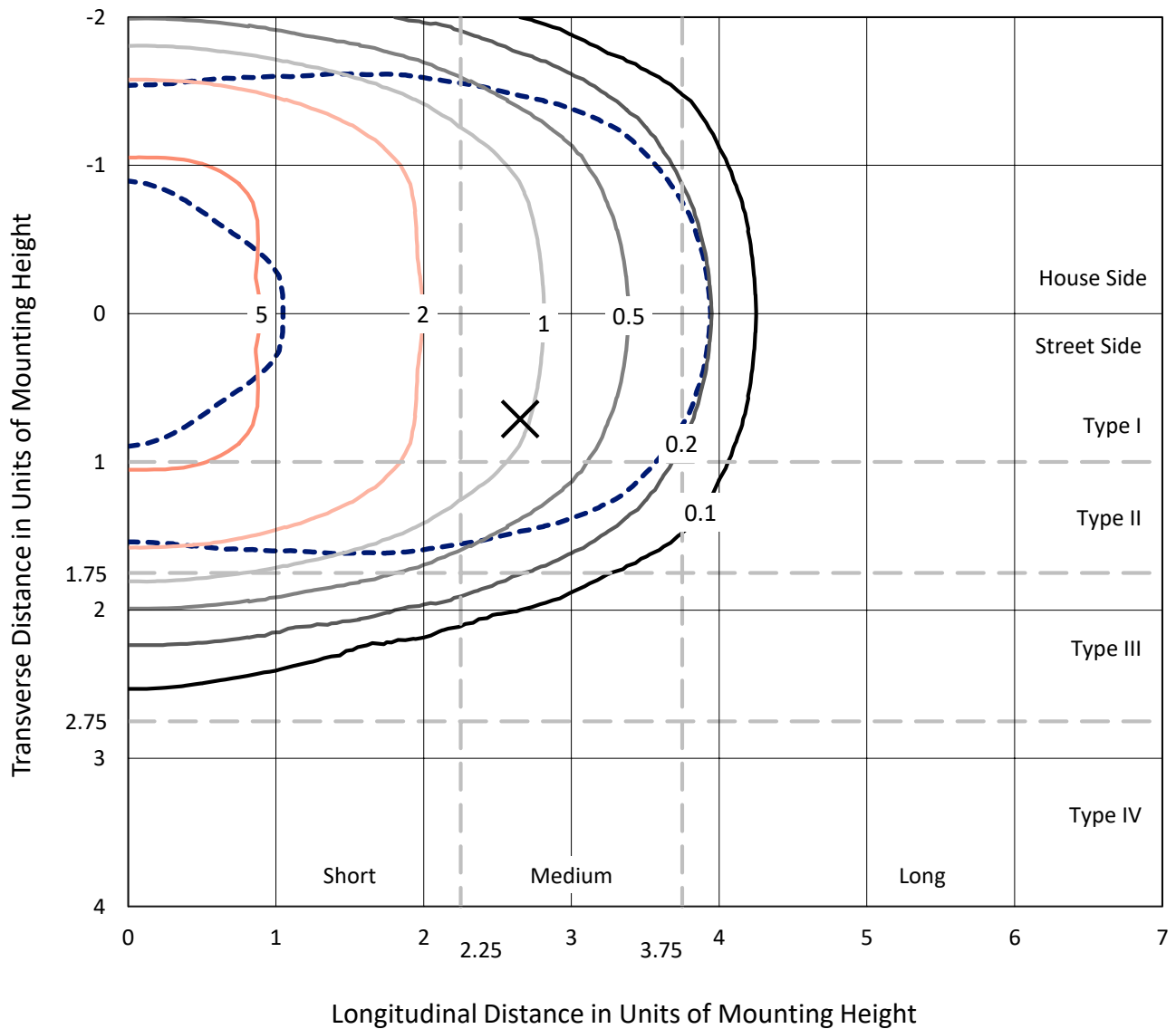


REPORT NUMBER: P270152

CATALOG NUMBER: GWC-AF-01-LED-E1-RW-7027-1200

Iso-Footcandle Lines of Horizontal Illumination

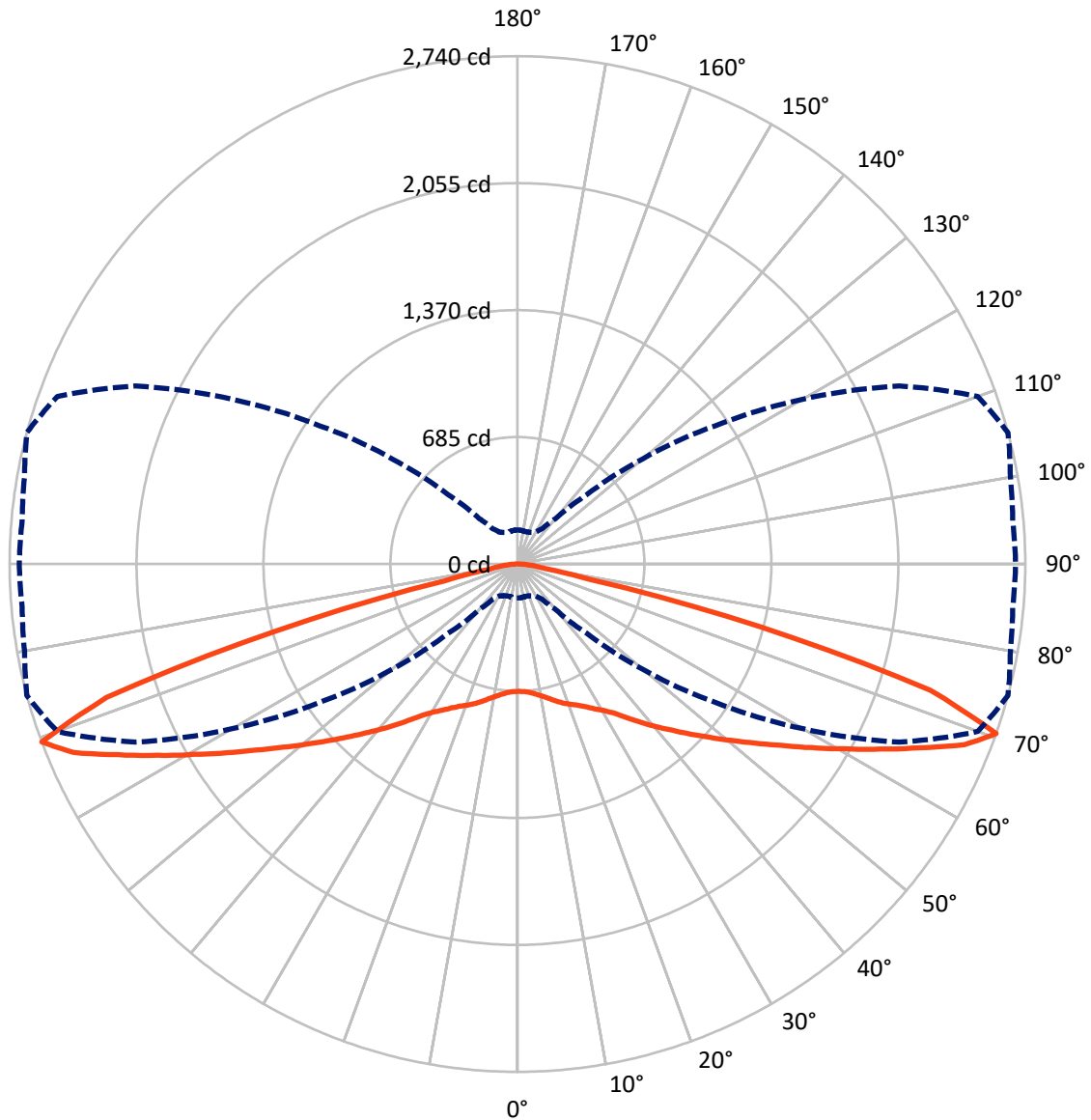
× Max cd
 - - - 1/2 Max cd



Based on 10 foot mounting height. Maximum calculated value = 6.9 fc
 Type II - Medium - Full Cutoff

REPORT NUMBER: P270152
CATALOG NUMBER: GWC-AF-01-LED-E1-RW-7027-1200

Luminous Intensity Polar Plot



— Vertical Plane Through 75-Deg Lateral - - - Horizontal Cone Through 70-Deg Vertical

REPORT NUMBER: P270152

CATALOG NUMBER: GWC-AF-01-LED-E1-RW-7027-1200

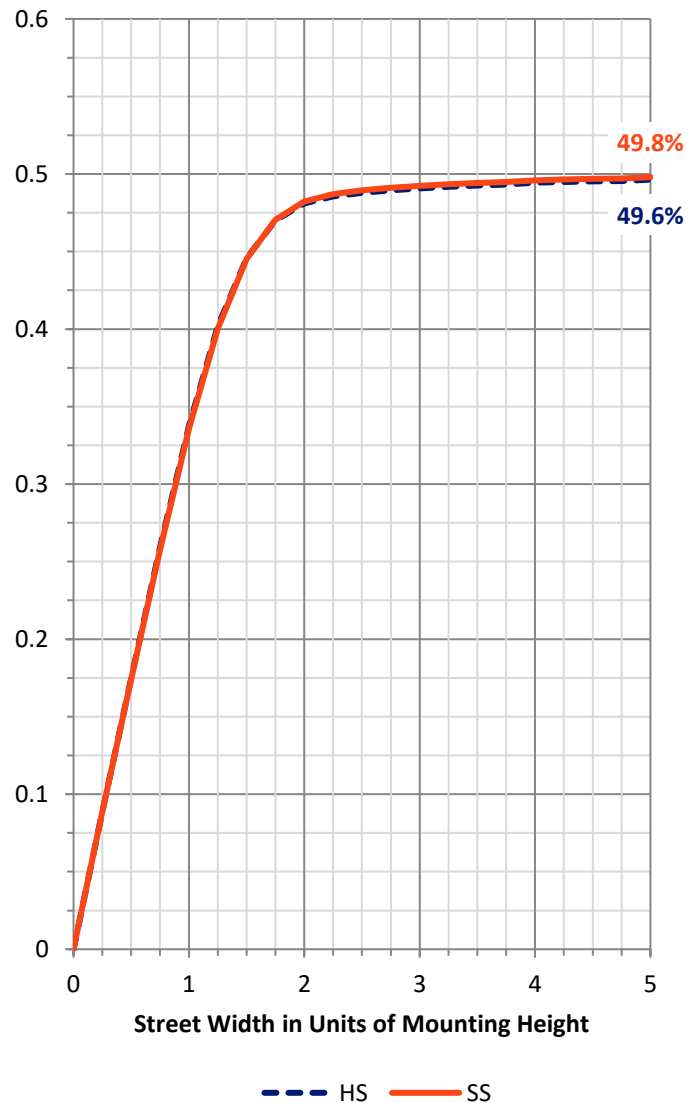
FLUX DISTRIBUTION:

		Downward	Upward	Total
House Side	Lumens	3097.0	0.0	3097.0
	% Fixture	50.0	0.0	50.0
Street Side	Lumens	3097.0	0.0	3097.0
	% Fixture	50.0	0.0	50.0
Total	Lumens	6194.1	0.0	6194.1
	% Fixture	100.0	0.0	100.0

Coefficient of Utilization

ZONAL LUMENS:

Zone	Lumens	% Fixture
0°-10°	65.9	1.1
10°-20°	204.7	3.3
20°-30°	385.4	6.2
30°-40°	682.4	11.0
40°-50°	1141.2	18.4
50°-60°	1590.3	25.7
60°-70°	1474.7	23.8
70°-80°	587.7	9.5
80°-90°	61.8	1.0
90°-100°	0.0	0.0
100°-110°	0.0	0.0
110°-120°	0.0	0.0
120°-130°	0.0	0.0
130°-140°	0.0	0.0
140°-150°	0.0	0.0
150°-160°	0.0	0.0
160°-170°	0.0	0.0
170°-180°	0.0	0.0
0°-90°	6194.1	100.0
0°-180°	6194.1	100.0



REPORT NUMBER: P270152

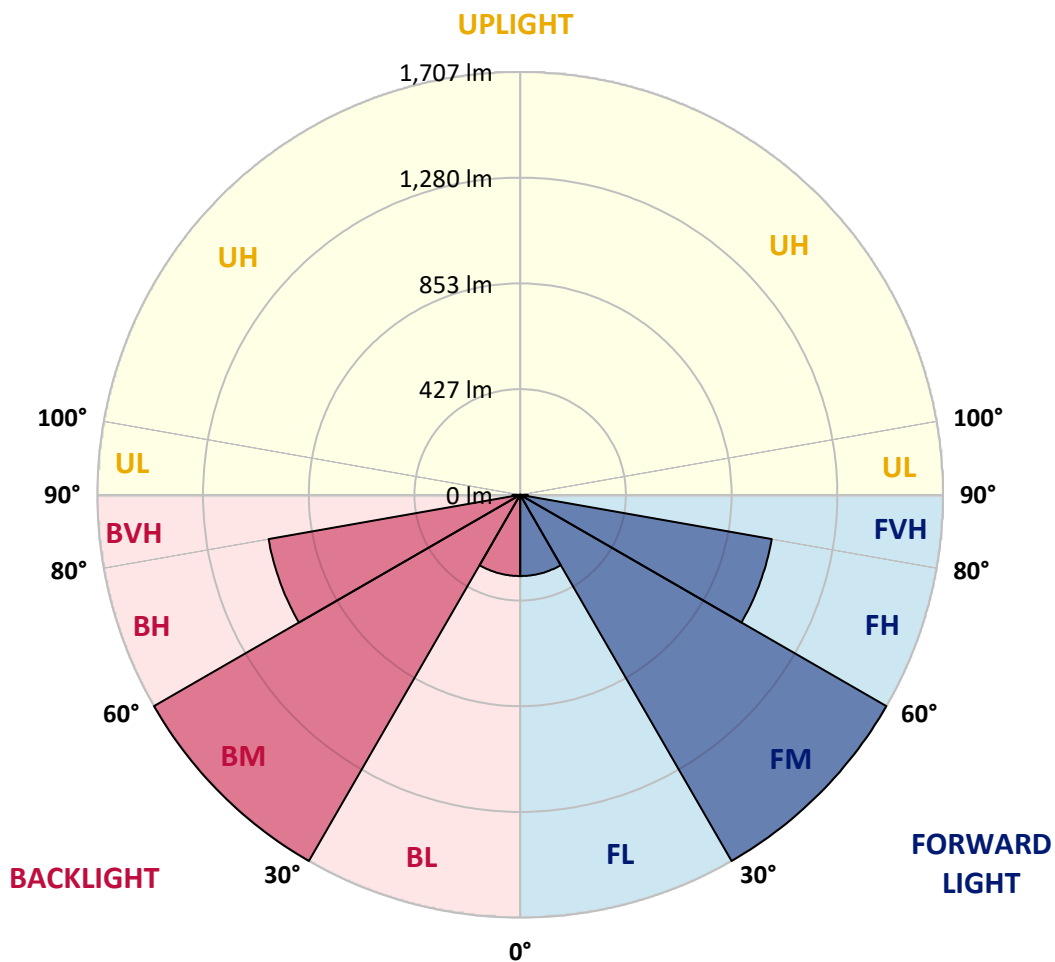
CATALOG NUMBER: GWC-AF-01-LED-E1-RW-7027-1200

LUMINAIRE CLASSIFICATION SYSTEM LUMEN TABLE AND BUG RATING:

Zone		Lumens	% Fixture	Zone Rating/Lumen Limit		
				B	U	G
FL	(0°-30°)	328.0	5.3			
FM	(30°-60°)	1706.9	27.6			
FH	(60°-80°)	1031.2	16.6			G1/1800
FVH	(80°-90°)	30.9	0.5			G1/100
BL	(0°-30°)	328.0	5.3	B1/500		
BM	(30°-60°)	1706.9	27.6	B2/2500		
BH	(60°-80°)	1031.2	16.6	B3/2500		G3/2500
BVH	(80°-90°)	30.9	0.5			G1/100
UL	(90°-100°)	0.0	0.0		U0/0	
UH	(100°-180°)	0.0	0.0		U0/0	

BUG Rating: B3-U0-G3

Type II Medium





REPORT NUMBER: P270152

CATALOG NUMBER: GWC-AF-01-LED-E1-RW-7027-1200

CANDELA DISTRIBUTION (FULL):

	0°	5°	10°	15°	20°	25°	30°	35°	40°	45°	50°
0°	687.1	687.1	687.1	687.1	687.1	687.1	687.1	687.1	687.1	687.1	687.1
2.5°	685.9	685.2	685.9	685.5	686.1	686.1	686.8	687.9	687.9	688.8	688.6
5°	679.2	678.8	679.7	680.6	681.5	683.3	685.0	687.7	689.7	691.2	692.7
7.5°	666.1	666.1	667.3	669.1	671.3	675.0	679.2	684.5	689.7	694.1	698.0
10°	655.1	655.8	657.2	660.8	664.2	670.0	675.6	683.3	690.5	698.0	703.7
12.5°	648.8	649.7	652.2	657.5	663.4	671.3	679.7	689.4	697.7	706.3	712.3
15°	650.8	651.4	655.1	661.6	669.1	679.2	690.5	701.9	711.6	721.0	729.0
17.5°	662.2	663.0	667.5	674.7	682.7	694.4	706.6	719.5	731.6	742.1	751.8
20°	682.7	683.6	689.1	697.1	706.3	718.5	730.7	744.2	757.6	768.8	779.5
22.5°	711.6	713.2	718.5	726.3	736.8	749.7	764.4	778.7	791.5	801.8	811.4
25°	749.7	752.9	757.9	766.8	777.8	789.5	805.3	820.1	832.3	841.9	849.0
27.5°	803.5	807.9	811.8	820.2	831.1	842.3	858.1	870.8	882.7	891.9	897.2
30°	874.9	879.4	883.3	891.4	901.4	911.9	926.8	938.3	945.6	952.9	952.7
32.5°	961.6	966.3	967.8	976.5	986.9	998.2	1011.8	1018.1	1024.0	1024.8	1019.7
35°	1058.6	1060.9	1066.7	1078.4	1090.3	1099.5	1112.5	1115.7	1115.7	1111.3	1099.5
37.5°	1164.8	1166.3	1174.5	1187.6	1199.6	1209.3	1218.1	1224.6	1221.3	1212.0	1192.3
40°	1281.3	1283.9	1295.6	1307.5	1320.9	1329.9	1339.4	1340.5	1337.2	1323.6	1296.9
42.5°	1392.6	1395.0	1406.7	1425.2	1442.7	1455.3	1464.0	1465.8	1455.6	1442.9	1409.9
45°	1488.3	1494.5	1509.7	1531.3	1556.9	1574.6	1586.6	1591.6	1582.5	1566.1	1527.8
47.5°	1564.2	1570.2	1591.9	1617.7	1649.3	1678.4	1698.2	1708.8	1706.4	1694.2	1652.3
50°	1619.7	1625.7	1649.0	1680.6	1717.5	1753.5	1787.4	1812.7	1821.5	1816.0	1777.6
52.5°	1626.2	1635.9	1663.4	1705.8	1753.9	1803.0	1851.3	1894.0	1923.0	1927.5	1899.0
55°	1536.3	1546.1	1584.0	1647.0	1718.4	1798.6	1875.9	1948.0	2004.9	2034.3	2019.4
57.5°	1324.5	1341.7	1381.8	1455.6	1560.6	1680.6	1803.8	1931.8	2048.0	2125.6	2140.5
60°	1014.9	1035.4	1075.8	1154.3	1271.5	1414.6	1579.1	1768.1	1973.3	2147.8	2252.1
62.5°	651.0	670.3	712.9	781.0	876.4	1031.7	1208.2	1432.6	1708.4	1983.9	2232.2
65°	334.6	345.2	367.3	408.6	483.0	599.0	757.4	981.3	1296.6	1636.4	1995.3
67.5°	211.9	213.9	218.9	224.8	243.9	284.0	357.7	497.4	756.7	1111.3	1531.3
70°	183.3	183.3	180.9	180.0	182.4	187.9	199.3	231.9	319.3	527.6	883.3
72.5°	167.8	165.9	161.9	158.7	158.1	158.1	160.4	165.4	179.4	214.9	345.8
75°	154.6	149.6	144.0	140.2	138.8	137.4	137.0	137.9	140.9	146.3	165.1
77.5°	138.5	132.1	125.7	121.8	120.1	117.9	116.2	114.2	112.6	114.4	122.7
80°	119.1	111.7	106.9	104.6	102.8	99.8	95.9	92.5	89.3	88.8	93.7
82.5°	95.9	87.6	87.9	88.8	85.5	81.3	77.3	73.5	67.9	64.9	67.9
85°	77.6	73.2	71.1	76.6	72.0	65.8	59.4	52.7	43.8	36.9	40.2
87.5°	30.2	30.2	45.0	69.3	62.3	50.9	43.6	37.2	23.1	17.8	18.1
90°	0.0	0.0	0.0	0.0	0.0	0.0	0.0	0.0	0.0	0.0	0.0



REPORT NUMBER: P270152

CATALOG NUMBER: GWC-AF-01-LED-E1-RW-7027-1200

CANDELA DISTRIBUTION (continued):

	55°	60°	65°	70°	75°	80°	85°	90°
0°	687.1	687.1	687.1	687.1	687.1	687.1	687.1	687.1
2.5°	688.2	688.8	688.6	688.2	688.2	687.9	688.2	688.2
5°	693.5	695.0	695.0	695.6	695.6	695.8	696.1	695.8
7.5°	701.4	704.0	705.8	707.9	708.1	708.5	709.0	708.5
10°	709.3	714.6	718.5	722.1	723.9	724.6	725.1	725.1
12.5°	719.3	726.5	733.3	740.1	743.3	745.1	745.1	746.2
15°	735.6	743.0	751.0	760.0	765.5	768.5	769.4	769.4
17.5°	758.8	765.3	772.0	780.7	787.8	791.5	792.5	792.1
20°	785.7	791.9	795.7	801.3	807.3	811.8	813.0	813.0
22.5°	816.5	820.1	820.5	822.3	827.2	833.2	835.9	836.4
25°	850.4	851.4	849.0	849.0	852.2	857.7	860.3	860.7
27.5°	894.4	890.0	884.1	882.0	884.1	890.5	893.8	894.9
30°	949.1	938.5	925.1	917.8	916.6	925.1	931.0	931.8
32.5°	1011.8	996.5	978.7	963.7	959.8	965.1	972.2	972.0
35°	1086.1	1067.9	1046.3	1027.2	1018.5	1023.7	1033.7	1034.8
37.5°	1171.8	1148.2	1123.3	1099.3	1085.5	1086.9	1097.5	1101.1
40°	1267.6	1236.8	1205.5	1173.4	1153.8	1149.9	1162.8	1164.8
42.5°	1370.0	1330.5	1291.0	1251.2	1225.9	1220.2	1235.1	1234.2
45°	1479.2	1428.9	1382.6	1338.7	1308.9	1300.0	1312.3	1312.3
47.5°	1596.6	1534.6	1479.6	1429.7	1397.3	1384.6	1396.3	1397.3
50°	1721.1	1655.1	1590.4	1535.2	1496.2	1480.0	1495.4	1497.7
52.5°	1844.8	1780.8	1715.6	1652.3	1605.1	1585.5	1603.0	1610.8
55°	1970.4	1907.6	1845.2	1783.5	1727.5	1704.4	1723.0	1732.8
57.5°	2103.1	2044.8	1985.4	1923.0	1869.2	1833.3	1853.1	1866.0
60°	2258.5	2208.8	2146.9	2078.1	2023.7	1987.1	1998.5	2010.0
62.5°	2381.4	2400.8	2348.3	2268.8	2198.8	2152.0	2163.1	2175.1
65°	2322.1	2520.3	2566.7	2486.2	2389.4	2316.5	2311.8	2317.9
67.5°	1940.9	2325.8	2606.6	2683.2	2602.2	2500.9	2482.1	2491.3
70°	1298.3	1777.8	2273.3	2642.1	2740.1	2700.8	2682.3	2688.0
72.5°	623.6	1035.4	1542.2	2032.5	2331.1	2468.2	2512.0	2533.4
75°	228.1	411.1	743.3	1120.0	1352.2	1565.2	1704.4	1761.1
77.5°	137.6	165.9	237.4	357.4	404.9	453.1	434.4	443.9
80°	101.9	115.1	130.3	146.3	151.6	151.6	145.7	141.2
82.5°	71.4	79.9	87.2	95.9	98.4	94.0	77.3	61.4
85°	46.0	49.8	53.0	58.6	57.1	54.4	36.7	32.5
87.5°	21.1	24.1	25.2	27.8	26.6	25.4	18.1	15.2
90°	0.0	0.0	0.0	0.0	0.0	0.0	0.0	0.0

(END OF REPORT)